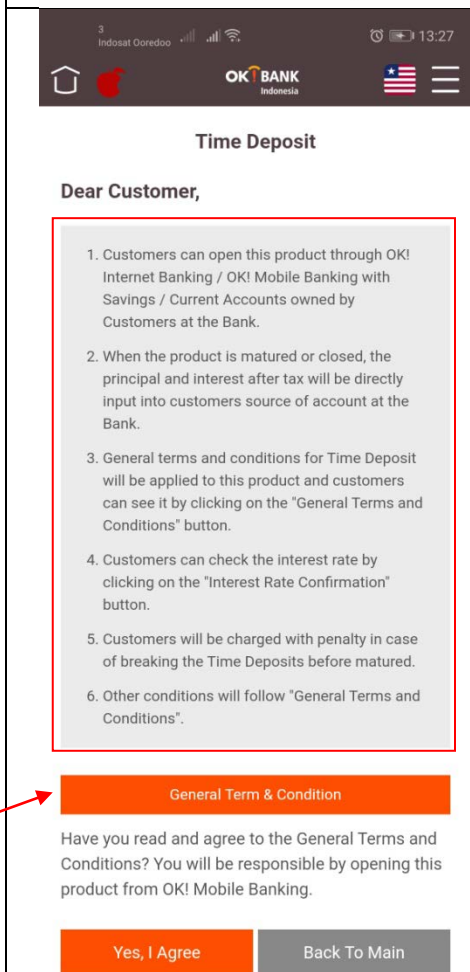


1. Press "Open Account" to start opening a Deposit.



2. Read carefully the Rules and Terms & Conditions for Deposit Opening.

3. If so, continue by pressing "Yes, I Agree".

Time Deposit

Currency : IDR

Placement Value : 8,000,000
Minimum placement is IDR 8,000,000

Time Period : 6 Months

Source of Fund : 1101-218-000006-11
Balance : (IDR) 1,510,223,706.00
Available withdrawal amount : (IDR) 1,510,223,706.00

Interest Rate Confirmation

Interest Rate : 6.5 %

Deposit Type : AUTO ROLL OVER: PRINCIPAL+INTEREST

Previous **Next**

Inquiry Transfer FAQ Logout

4. Enter the value of the Deposit placement in the "Placement Value" with a minimum placement of Rp. 8,000,000
5. Specify the placement period in the "Time Period".
6. Determine the original account to place the Deposit.
7. Confirm the available Interest Rate.
8. Select the type of Deposit in the "Deposit Type".
9. Press Next to proceed to the next process.

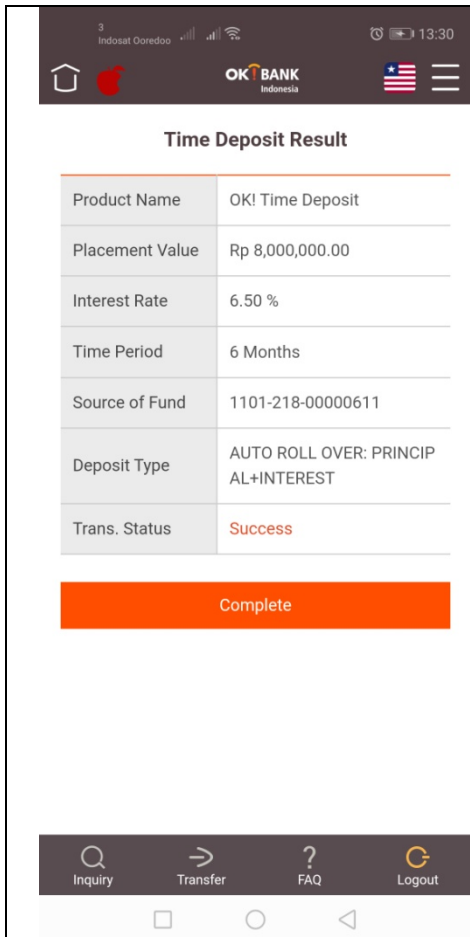
Time Deposit Confirmation

| | |
|--------------------|------------------------------------|
| Product Name | OK! Time Deposit |
| Placement Value | Rp. 8,000,000.00 |
| Interest Rate | 6.50 % |
| Time Period | 6 Months |
| Source of Fund | 1101-218-00000611 |
| Deposit Type | AUTO ROLL OVER: PRINCIPAL+INTEREST |
| Debit Card PIN No. | |

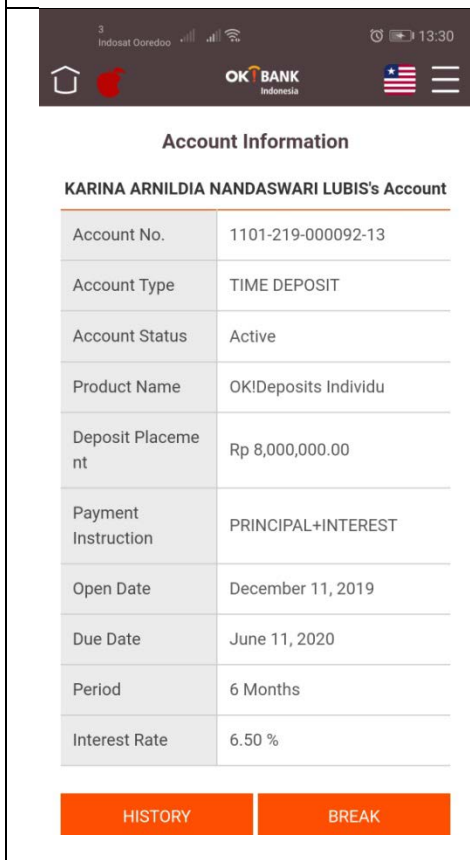
Submit Cancel

Inquiry Transfer FAQ Logout

10. Confirm the opening of the Deposit by entering the Debit Card PIN number from the original account.



11. If it has succeeded, a display will appear as shown in the picture.



12. The customer can see the Deposit account info on the Inquiry menu indicating that the Deposit account has been opened.